



DESCRIPTION

The PT2474 is a dual channel H-bridge motor driver that operates on wide supply voltage range from 4V to 16V. The control logic pins have built-in phase generator function; it could drive a four-wire bipolar stepping motor with only 2 input pins. The input waveform is generated by the external MCU and phase relation between two input pins is a standard full-step excitation.

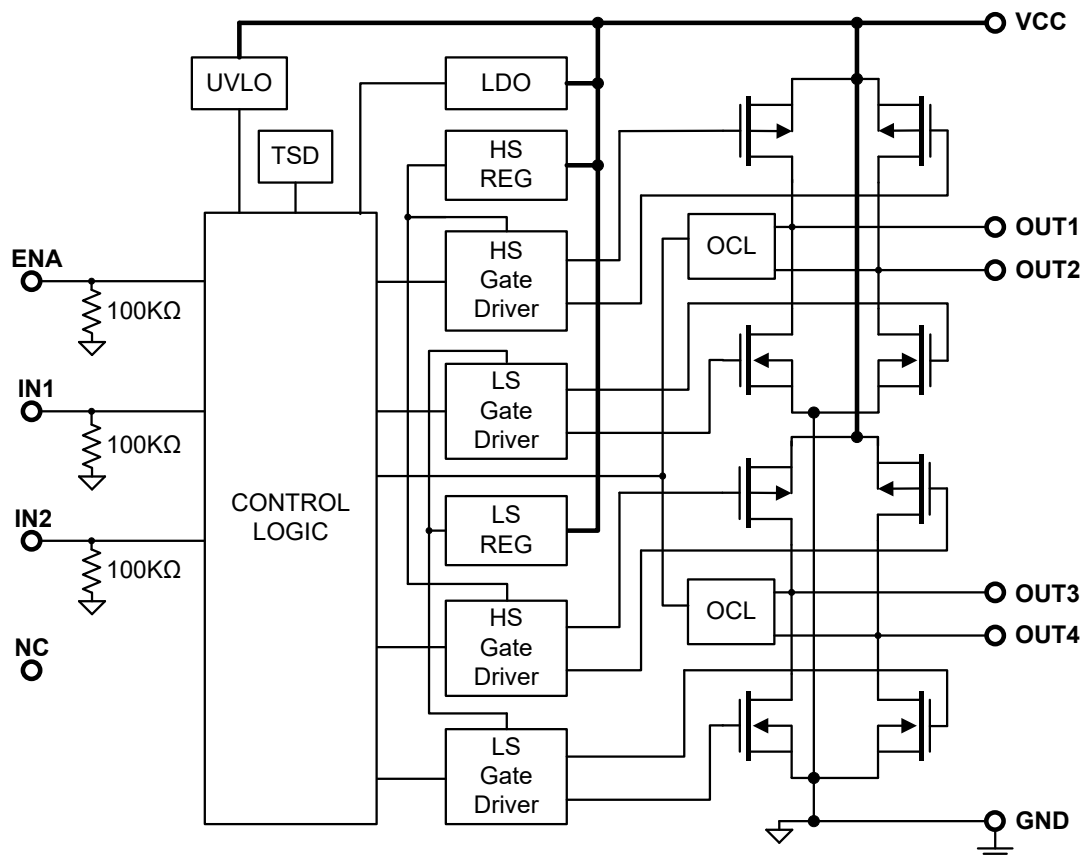
APPLICATIONS

- Airflow flap control for refrigerators.
- Air Conditioner venting control
- Home appliance
- Office automation machines

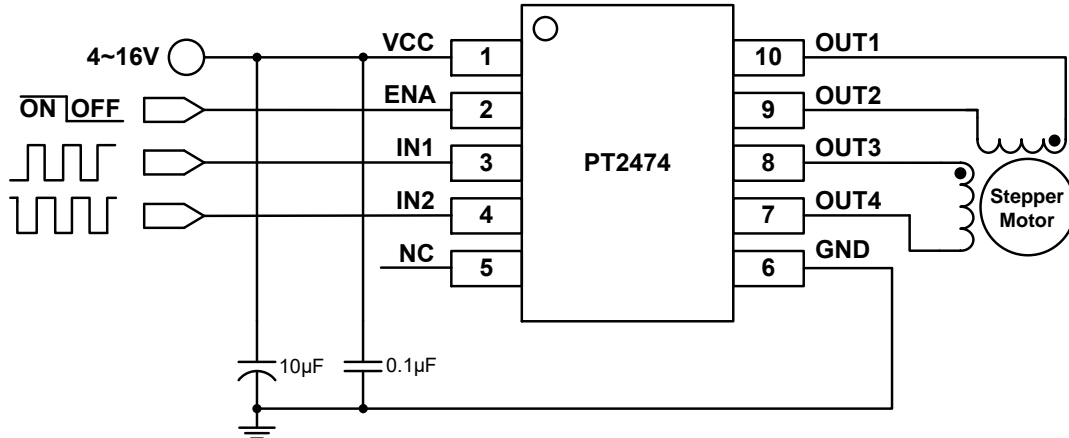
FEATURES

- Wide Supply Voltage Range: 4V to 16V
- Single voltage supply with built-in regulator; control logic supply is not necessary.
- Dual H-bridge Drivers for a bipolar stepping motor
- MOSFET RDS(on) Resistance, HS + LS = 1.2Ω
- Maximum Output Current: 1.0 Amp (Peak), 700mA (RMS).
- Low Power Sleep mode
- Built-in Protection Circuits with Thermal Shutdown (TSD), Under Voltage Lock-Out (UVLO)
- Output current limiting (OCL) during output terminal shorted to GND.
- 10Pins Small Outline Package (SOP), Pitch=1.0mm.

BLOCK DIAGRAM



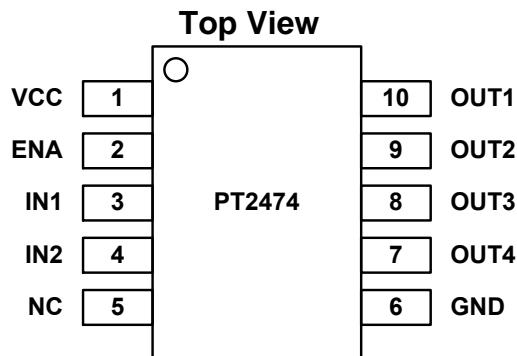
APPLICATION CIRCUIT



ORDER INFORMATION

Valid Part Number	Package Type	Top Code
PT2474-S	10Pins, SOP	PT2474-S

PIN CONFIGURATION



PIN DESCRIPTION

Pin Name	I/O	Description	Pin No.
VCC	Power	Power input pin, the operation voltage is from 4V to 16V. Connects a 0.1µF bypass capacitor between VCC and GND pin and add at least 10µF capacitor in the power line.	1
ENA	I	Chip Enable control input, Logic H=enable, logic L=stand-by.	2
IN1	I	Control input pin 1 for H-bridge driver 1, built-in a 100KΩ pull-down resistor.	3
IN2	I	Control input pin 2 for H-bridge driver 1, built-in a 100KΩ pull-down resistor.	4
NC	--	No connect. Do not connects this pin to any circuit.	5
GND	Power	Ground pin	6
OUT4	O	OUT4 of H-bridge driver 2	7
OUT3	O	OUT3 of H-bridge driver 2	8
OUT2	O	OUT2 of H-bridge driver 1	9
OUT1	O	OUT1 of H-bridge driver 1	10



IMPORTANT NOTICE

Princeton Technology Corporation (PTC) reserves the right to make corrections, modifications, enhancements, improvements, and other changes to its products and to discontinue any product without notice at any time.

PTC cannot assume responsibility for use of any circuitry other than circuitry entirely embodied in a PTC product. No circuit patent licenses are implied.

Princeton Technology Corp.
2F, 233-1, Baociao Road,
Sindian Dist., New Taipei City 23145, Taiwan
Tel : 886-2-66296288
Fax: 886-2-29174598
<http://www.princeton.com.tw>